

ADIT Part 3 Recovery

Course Guide

ADIT Part 3:

- Core Competencies
- Level of instruction
- Q and A techniques
- Advanced observation
- Using the Duals
- Help and Support

Inside:

What you can expect	2
Outline Syllabus	3
What to bring	3
Preparing for your course	4
Course details	5
Contact details	5
Useful diagrams	6
FAQ's	14
Venue and accommodation	15
Terms and conditions	16

“ . . . Learning how to prioritise errors is just as important as knowing how to deal with them . . . “
Dave Hartley
Grade 6 ADI Trainer

ADIT Part 3 Recovery Course

0845 833 0823

Welcome to ADIT Part 3 Recovery Training!

Thank you for choosing ADIT to provide your ADI part 3 training!

We have no doubt that *you'll be entirely delighted* with your course and your trainer. We take your training needs very seriously indeed and we look forward to *helping you* achieve Part 3 success. You'll find our Part 3 Recovery Course to be one of the very best available

You'll discover new skills and knowledge to assist you not only in your Part 3, but throughout your new career. You'll also find a level of commitment towards your success that you'll find hard to beat . . .

- 'No quibble' money back guarantee! (see terms and conditions)
- Learn how to apply the Core Competencies!
- Discover the essential control skills for lesson delivery!
- Exploding the Part 3 briefings 'myths'!
- Q & A and Communication Techniques

Many of those we've helped had the feeling that there was something else to the Part 3 that their previous training simply hadn't provided . . . they took all the advice they could, but the debrief with the SE just didn't sound right . . . they were looking for answers and yet just weren't able to get a clear picture of what it really takes to succeed . . .



Discover the skills for success!

Real people . . . Real stories . . .

“ . . . Just want to say thank you for everything, it still hasn't sunk in yet! I thought I'd let you know how much I enjoyed the part 3 training, I only wish I'd known about you from the start. I can't explain how happy I was when I started to realise what it's really all about. I was so confused and seemed to be getting nowhere. You made it so simple and you really lifted my confidence for part 3. I'll never forget those words . . . "congratulations, you've passed"!

H. F. - DSA ADI (car) - Trainer: Dave Hartley

“ . . . What can I say other than Thank You very much. I couldn't of passed my Part 3 without your superb help. You showed how simple the Part 3 test really was and what to expect, after the course I went away brimming with confidence and was even looking forward to taking the Part 3. Your expert knowledge coupled with the friendly approach was a blessing. Even though I had never met you and only had spoken for about ten minutes on the phone, I felt after half hour on day one you had become a mate! Jon Stone your a legend and will be forever grateful. Well worth every penny total bargain one very happy customer

After 3 weeks since my visit to Hull I have my own Driving School and have two cars on the road, unbelievable a month ago . . . “



ADIT Trainer **Harry Elkan** (left) with 2 trainees preparing for a Part 3 Training session in Hull

"... I firmly believe that Fault Identification is the most important skill for Part 3 success . . . You can't remedy a fault you don't see! . . ."

Dave Hartley
Grade 6 ADI Trainer



ADIT Trainer **Sharron Hartley** working on 'active' Fault Identification with

Committed to your success . . .

If you've been searching for the **missing ingredient**, then this course could provide many of the answers you've been searching for. It is quite common for trainees to tell us that *they learned more in a single morning session with ADIT than they did in many hours of training elsewhere . . .*

In this short introductory guide, you'll find details of our **outline syllabus** and useful **contact numbers**. We'll also be telling you **what to expect** on your course and how you can prepare prior to attendance

What you can expect . . .

Your 2 day recovery course is a **highly intensive** 'rescue' package which introduces you to the *essential skills* the SE wants to see on your Part 3 assessment

The course does not cover the ADI Pre Set Tests in detail, because the simple truth is that knowledge of the PST subject, although important for success, is not the single most important ingredient to pass the Part 3 . . .

The most important skills to display on Part 3 are those elusive skill areas detailed on the right hand side of your Part 3 ADI 26 test sheet – The essential **Core Competencies** and the vital **Instructional Techniques** listed below them

Your course is therefore *highly focussed* towards these areas. The training is arranged as a series of modular 'building blocks', each of which can be used in isolation to enhance your current skills

It's when we put the building blocks together to develop a complete driving lesson that you'll discover the 'know how' needed for success . . .

We'll be using the PST subject areas to show you the personal qualities needed to become a Driving Instructor, and you'll find *lots of useful tips and techniques for the individual PST's*. However, the main emphasis of this course is to develop the foundation skills that you'll find so essential to all of the PST subjects . . . *and we'll be telling you just what those skills are!*

Many ADIT trainees have taken our 2 day rescue package and gone on to pass Part 3 with no further training at all. Still others have discovered the missing ingredient so desperately needed for a Part 3 pass, and gone on to enhance those skills by taking additional ADIT training modules

The courses we provide are entirely flexible in nature, and you'll find that the techniques you learn will enhance every other area of your training

Whatever your needs, this course will provide you with a superb foundation to develop your understanding of what it really takes to pass Part 3 . . .



"we'll help you find your true potential . . . develop the skills you need for Part 3 . . .!"

Sharron Hartley
ADIT ADI Trainer

Outline Syllabus



The course syllabus and topic order may change, and this will be arranged to ensure that you gain the greatest benefit from your course. For each topic area, a relevant PST subject will be chosen to outline the skills required. Your course will explore the areas of Part 3 which have the most significant impact on your test results and overall grade

The following areas are examples of the topics covered, and are intended as a guide only:

- **Core Competencies** - *the key to passing Part 3!*
- **Active Fault Identification** - *discover the problem areas*
- **Fault Analysis** - *getting to heart of the problem*
- **Remedial Action** - *developing your learner*
- Use of the **Dual Controls** - *why the duals are an essential tool and how to use them for the purposes of safety and control of the lesson*
- **Level Of Instruction** - *stage of learning and what it means for Part 3*
- **Q & A** - *for learning and development. Using 'embedded commands'*
- **'Talk Through'** - *techniques for controlled instruction*
- **Part 3 Briefings** - *exploding the 'myths' and the detail necessary to brief the SE*
- **Advanced Observation** techniques - *where to look, when to look*
- **Control** of the lesson - *control of the learner, control in relation to full talk through*



If you're looking for help with Part 3, you need look no further than ADIT!

"... Planning and control are essential ingredients of a first class driving lesson ..."
Harry Elkan
Grade 6 ADI Trainer

What to bring with you



Please feel free to bring along *notebooks, pens and pencils* so that you can make notes and/or diagrams during your course

The way you learn and remember is unique to you as an individual, so have no fears about 'scribbling' or 'doodling' during your training!

We'll be encouraging you to create bullet point notes or 'mind-map' diagrams to help you recall the vital information you'll discover as you train with ADIT

You should also bring along any *visual aids, briefing notes and diagrams* that you use, although you should note that **you will not be required** to give a full briefing on any subject unless you wish to do so

Check List:

mobile phone, a printed copy of this course guide, briefing notes/visual aids, pens, pencils and note books

*Please note that audio recording devices are **not permitted** under any circumstances without the express permission of your trainer. All content of the course remains copyright of your allocated trainer, and any reproduction of training sessions in any form whatsoever is not permitted*



ADIT Trainer **Sharron Hartley** helps a trainee to develop the skills they need to pass Part 3!

“ . . . For many people, Part 3 is shrouded in mystery. . . but with the right skills, the test really is straight forward . . . ”

Dave Hartley
Grade 6 ADI Trainer



Feel free to use all of the information available on the ADIT web site, at www.adit.me.uk

Preparing for your course

It's vital to realise at an early stage that all of your training so far will be of great value to you. Although you may feel that *your previous training hasn't shown you the way to success*, and that the advice you've had may not have been the best, experience is still a wonderful trainer. You'll find that your previous experience will have given you a lot of knowledge and practice



Indeed, many trainees have far more knowledge and skill than they realise. Your ADIT course will help you to put that knowledge to very good use indeed . . .

You will not be expected to deliver complete PST briefings to Part 3 standard on this course, and indeed the Part 3 briefings are not covered in great detail. Many trainees labour needlessly to memorise briefings and lesson plans . . .

Having said this, the briefing will assist you to get your part 3 off to a great start. **Knowledge is confidence**, and if you can approach Part 3 with a confident outlook your performance will be enhanced remarkably. You will learn techniques to use during the briefings to improve your performance. We'll show you how to display those essential Instructional Techniques before the car even moves . . .

To prepare you for your course and for Part 3, please aim to develop a good working knowledge of the 'theory' side of the Pre Set Tests. If you're able to deliver a satisfactory briefing for each of the PST areas, this will assist you in your training

There is no need to try to develop the 'perfect' briefing, and by all means feel free to completely ignore the often heard advice . . .

“you'll fail if you don't get everything in” . . . we'll be revealing the truth behind this and other Part 3 nonsense during your course!

Use all of the free information available at www.adit.me.uk to enhance your knowledge. Concentrate not only on the Part 3 section of the web site, but on the Part 2 area as well

Of particular importance are the following site areas:

Part 2

the ms-psl routine [MS-PSL](#)

ms-psl errors [MS-PSL Errors](#)

advanced observations and observation links [Advanced Observation](#)

driving manoeuvres [ADI Part 2 Manoeuvres](#)

Part 3

the core competencies [Core Competencies](#)

Part 3 briefings [ADI Part 3 Briefings](#)

instructional techniques [ADI Part 3 Instructional Techniques](#)

how Part 3 is marked [Part 3 Marking](#)

Course details

Course venue: Kingston Upon Hull

Course dates: _____
(please make a note of your course date here)

Start time: 1000hrs

End: 1600hrs

Refreshments: Breaks will be taken for food and drink. Please note that refreshments are not provided and that you will need to make your own arrangements

Accommodation: Accommodation is available within easy reach of the venue. Please note that accommodation expense is not included in your training fees, and you will need to make your own arrangements

Please be aware that course end times are very flexible indeed, and it's quite normal for the course to over run a little if your trainer needs extra time to demonstrate certain procedures. If you need to leave at the published end time please let your trainer know on attendance

Contact your trainer

The main ADIT number is **0845 833 0823**

email: admin@approved-driving-instructor-training.co.uk

This is a National local rate number and you'll be able to contact our call centre at any time. The best method of contact is direct with your allocated trainer

Important: Your trainer may be busy on other courses helping other trainees, so please leave a voice or text message and we'll get back to you

Harry Elkan can be contacted by call or text on . . . **07870 662358**

email: harry@approved-driving-instructor-training.co.uk

Dave Hartley can be contacted by call or text on . . . **07789 777739**

email: dave@approved-driving-instructor-training.co.uk

Sharron Hartley can be contacted by call or text on . . . **07887 500723**

email: sharron@approved-driving-instructor-training.co.uk



All
you need to do is
email us or call
0845 833 0823 and
we'll arrange a




“ . . .
Make sure you use
your trainee
licence to good
effect . . . to
develop the skills
you need to pass
Part 3! . . . “

Harry Elkan
Grade 6 ADI Trainer



The range of skills
you need can seem
quite confusing . . .
We'll help you to
develop the
techniques you need
to pass Part 3!



ADIT . . .
helping you through
the maze of Part 3!

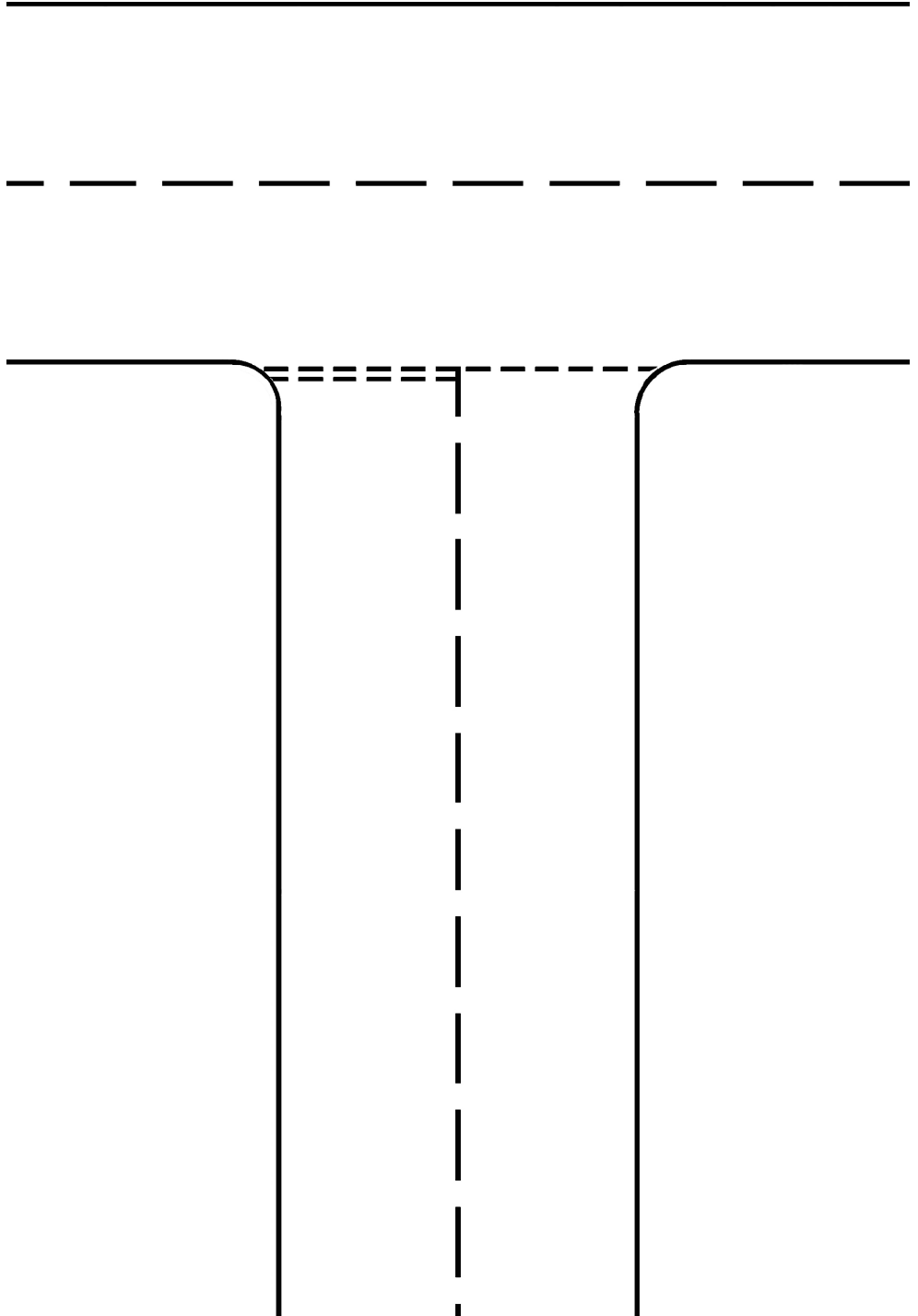
*“ . . . repeating the
pre set tests over
and over and over,
trying to learn Part
3 like a script, is
not the way to
prepare for Part 3
or become a highly
professional
instructor . . . ”*

Dave Hartley
Grade 6 ADI Trainer



When you need help,
just call
0845 833 0823
for information and
advice on any of our
courses

Useful diagram - Emerging



Notes:



*The ADIT team have helped and advised many trainees to Part 3 success . . . Now **you** can have the team on **your** side! Just call **0845 833 0823***

“ . . . If within the first 2 hours of any course with ADIT you are not entirely satisfied with the training or anything at all, we’ll simply refund your training fees . . . ”

(see Terms and Conditions)

Harry Elkan
Grade 6 ADI Trainer



*ADIT train instructors from across the UK . . . People just like **you** have discovered the ADIT difference!*



Take control and ensure that your lessons are of high quality . . . ADIT can show you how!

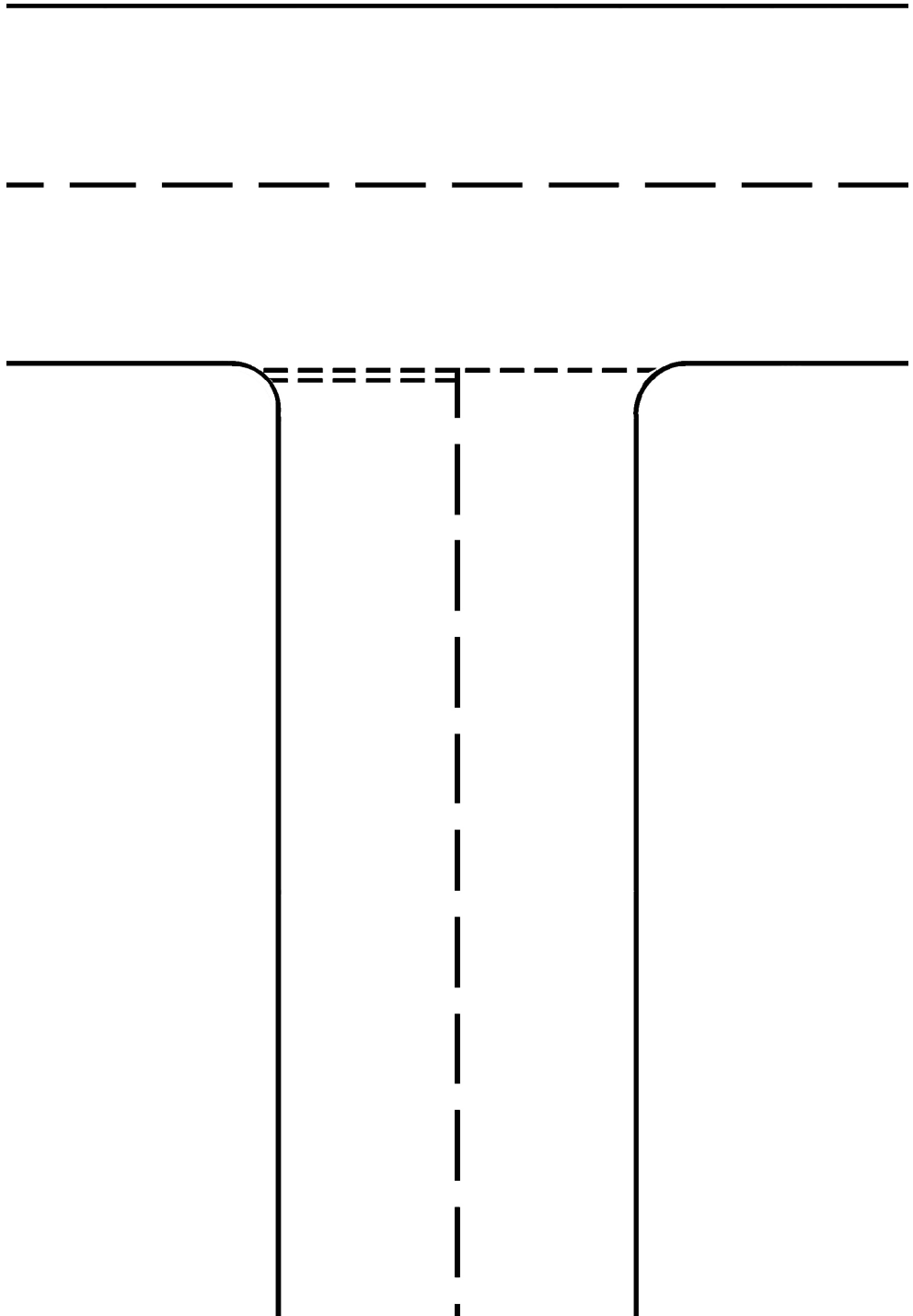
“ . . . We'll show you the techniques you need to learn, and we'll help you with self practice exercises to assist you in developing the instructional skills the SE wants to see . . . “

Sharron Hartley
ADIT ADI Trainer



ADIT provide the 2 day recovery course **FREE** to trainees who join the Weelz UK Driving School!
See www.weelz.co.uk for more details

Useful diagram - Emerging



Notes:



No need to roll the dice with Part 3! Choose your training provider carefully . . . your future career may depend upon it

“ . . . Try to ensure that your remedial action actively involves the pupil. . don't just tell them what to do . . . Follow it through and show them how to do it! . . . “
Dave Hartley
Grade 6 ADI Trainer



“ . . . Make sure you know how and when to use the dual controls . . . The safety of everyone in the car could depend upon it . . . “

Notes:

Remember, whichever PST you have to deliver, the skills of instruction are all the same!

“ . . . Keep your lessons to a high standard and build an excellent reputation, and you could benefit from ‘word of mouth’ recommendations helping your business to thrive . . . “

Sharron Hartley
ADIT ADI Trainer



The skills of excellent instruction can be developed like ‘building blocks’ . . . You just need to know what the blocks are and how to use them!



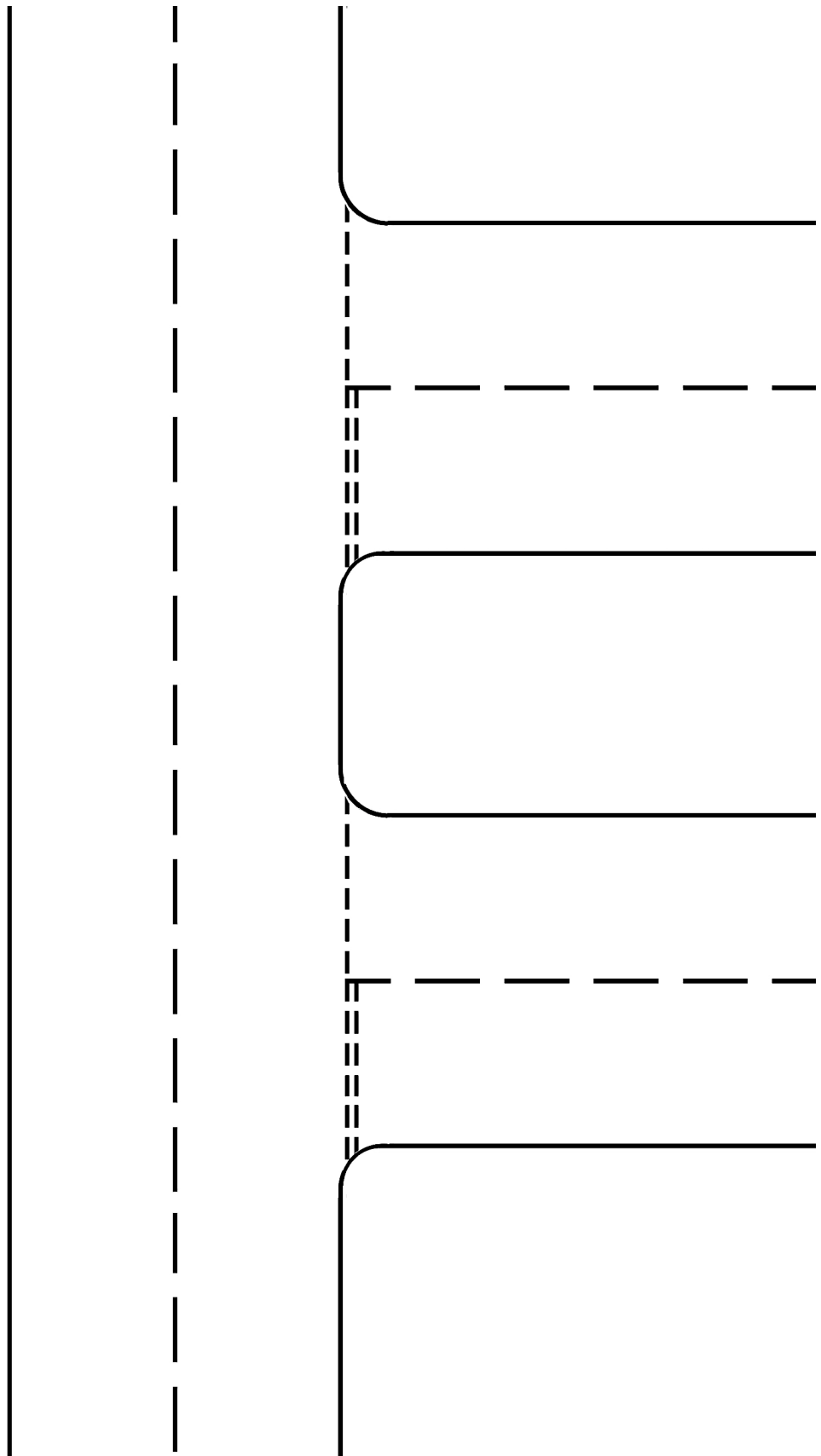
Check out the Weelz web site at www.weelz.co.uk for details of one of the best value franchise packages around

" . . . Listen carefully to the SE on your test . . . every word could be the 'lifeline' you need to pass! . . . "
Dave Hartley
Grade 6 ADI Trainer



Never forget . . . On every routine the first part of the 'system' is mirrors! Get to know the ms-psl routine inside out!

Useful diagram - Approaching



Notes:

You can join the ADIT forums and get some great advice for **FREE!** Chat with other trainees and qualified ADI's . . . You could pick up some great tips for Part 3 and learn from the experience

“ . . . Try to forget about your scores on previous Part 3 tests . . . many people have scored a 2 - 2, then gone on to pass at the very next attempt . . . ”

Harry Elkan
Grade 6 ADI Trainer



Need more help or advice? Just call us on **0845 833 0823** and one of the trainers will contact you to discuss the



On your Part 3, think about using digital photographs to help you explain any reference points you need . . . A picture paints a thousand words!

“ . . . Stay one step ahead . . . try to predict what the SE will do next, and be prepared for it . . . knowing the routines 'inside out' can help you deal with the errors that the SE throws your way . . . ”

Harry Elkan
Grade 6 ADI Trainer



You should enjoy each and every Part 3 session . . . We learn more and we remember most when we have fun!

Frequently asked questions

Do you guarantee that I'll pass Part 3 after attending your course?

Although trainees have attended this course, then subsequently passed Part 3 at the very next attempt with no further training, we can never guarantee that every trainee could achieve a similar result. Each individual is unique, and you have had unique experiences of training and Part 3 test attempts. There are many trainees who will pass Part 3 after attending this initial course, but we can in no way guarantee that any particular person will



We also need to be very realistic about what this course represents . . .

Some of trainees attending this course have had 40, 50, 60 or even more hours of Part 3 training, yet their training never came close to developing the techniques really required for success

We are commonly told by trainees that they learned far more on the first day of this course than they did in their previous 60 hours of ADI training

Having said this, no trainer can ever guarantee that you will pass. It's your responsibility to demonstrate the skills required on the DSA tests

Will you be honest, and give me a realistic view of my ability to pass Part 3?

Yes, we will. We do not agree with the age old myth of trying for Part 3 simply to 'have a go'. You only have 3 attempts at this test. Each one of them is precious, so you'd be ill advised to waste one if not fully prepared

Sadly, a very large percentage of those attending this recovery course are at the third and final attempt. Regardless of your circumstances, you need to be fully prepared and ready for this test. We will give you honest and professional advice regarding your next Part 3 attempt. If we feel that you are ready, we'll tell you. If we feel that you are not ready, we'll tell you. The decision to take the test always rests with you. We can train you, but you have to take the test!

In many cases, you'll know yourself whether you are ready or not after completing this course. For many trainees, this is the first time that they've been exposed to the core skill areas necessary for Part 3 success. They'll have found the missing ingredient, and they'll know if they need more of it!

How many more training sessions will I need?

This is impossible to answer until your trainer has had the opportunity to assess your current skill and knowledge level

Although a lot of trainees do indeed go on to pass Part 3 with no further training at all, your ability to do this can't be judged with certainty until your trainer has seen you giving instruction

Should I book a Part 3 test for a date straight after this course?

That's a question we are often asked, and the answer is 'you decide'! If you do so, and your trainer feels that you are ready to take it, we'll tell you. You always have the option of cancelling a test if you feel that your skills aren't quite up to scratch, but you should be aware of time limits and ensure that you don't lose your test fee by doing so. The decision to take the test or have more training is always yours, although we'll try to advise you the best that we

Course venue and accommodation

All training takes place near to the DSA Test Centre in Hull

Reservoir Road
Off Clough Road
Hull
East Yorkshire

The venue is very easy to find with several nearby Bed and Breakfast establishments, restaurants and cafés

The immediate area of the test centre is mainly commercial with some very useful physical features, ensuring a superb training and learning environment. Almost every obstacle that a Part 3 test candidate could be asked to deal with is within easy reach of this venue

From the North or South, Hull is easily reached via the M1 or A1, followed by the M62

From the Yorkshire area, this venue is also easily reached via the A1079 from York

ADI part 2 and ADI Part 3 tests can be arranged at this test centre

When you book your course, your trainer will advise you of contact details of local Bed and Breakfast establishments

Real people . . . Real stories . . .

“ . . . after the training i received locally in Aberdeen i failed my ADI part 3 test twice with scores that were bad to say the least and getting worse, a 2/3 on my first then 2/2 on my second

I then contacted Dave Hartley . . . who was happy to help out, even over the phone out of normal working hours. after an initial two days with Dave i was more than happy to travel the 400 miles from Aberdeen to Hull for further training and my final attempt at part 3, I had a further 3 days training before my test and the final result was a 6/5, in my opinion without the training i received from Dave and Harry , i would never have passed the final test . . . “

I.N. - DSA ADI (car) Trainer: ADIT Team

“ . . . just had to say a huge thank you to Harry Elkan for making my dreams come true, finally now i can get on with my life, your ADI training is without doubt the best, would have been back in the wilderness without it . . . Simply the best!!!! . . . “

M. H. - DSA ADI (car) Trainer: Harry Elkan (forum posting)

“ . . . I would like to thank Sharron Hartley and the rest of the team for the superb, comprehensive and thoroughly enjoyable training that I received. I'm still amazed that in such a short period of time Sharron managed to totally reform my driving and prepare me for the part two test leaving no stone unturned, which resulted in a first time pass with no faults recorded on the test sheet. Part three was tailored to my personal needs and learning style and allowed me valuable time to reflect back and practice all the teaching techniques between training sessions . . . Not only have Sharron and the team provided me with the necessary knowledge and understanding to confidently take my part three test but they have more importantly taught me the core and sub skills which are vital to teach effectively. This is just one of many reasons why I would recommend this training team to anyone who wishes to embark in this industry . . . “

P.D. DSA PDI (car) Trainer: Sharron Hartley



*Call now and book your place!
Remember, with our 'no quibble' money back guarantee, you can be sure of top quality service.
Terms and conditions apply*

“ . . . On phase 1, keep the car under full control and teach the SE step by step . . . on phase 2, you'll need to be a detective . . . you need to find what to fix before you can fix it! . . . “

**Harry Elkan
Grade 6 ADI Trainer**

Copyright notice:

All material in this document is copyright to the training team at ADIT. No unauthorized use of this material or the ADIT trade mark permitted

ADIT Part 3 Recovery Course

Terms and Conditions

1. These terms and conditions are general to all ADIT trainers, and each trainer may also have their own specific terms and conditions that you'll need to agree to before training takes place. Your statutory rights are not affected. By purchasing any training course with an ADIT trainer you are accepting that you have read and agree with these terms and conditions
2. 'ADIT' is a Registered Trade Mark, owned by Sharron Hartley. Any unauthorised use of the name 'ADIT' is expressly forbidden. ADIT is not a company, it is a trading name for the four independent trainers who trade under the name of ADIT. The independent trainers are Harry Elkan, Sharron Hartley and Dave Hartley
3. When you purchase a training course from an ADIT trainer, you are purchasing training from the individual trainer concerned and not from any company or organisation
4. When you purchase a training course from an ADIT trainer, you are purchasing time spent with your allocated trainer, and you are not specifically paying for time spent in the vehicle delivering instruction. All time spent in the presence of your allocated trainer is counted as 'training time'. The term 'Training' may refer to practical demonstrations by the trainer, time spent watching other trainees, discussion sessions with your trainer or tuition of any description
5. All training must be paid for in advance, and payment must clear within 7 days of you booking your course (not simply 7 days before your course commences). Any course which is not fully paid for within this time frame may be cancelled without notice. All courses carry a £125 administration and booking fee, which is non refundable under any circumstances
6. ADIT have a standard 'no quibble' money back guarantee, in that if you inform your trainer that you are not entirely satisfied for any reason within the first 2 hours of commencing your chosen course, your trainer will simply terminate your course and refund your training fees in full, less the standard £125 administration and booking fee
7. Accommodation, travel and sundry expenses are your responsibility. The ADIT training team will offer details of local accommodation, but we accept no responsibility for their service, which is clearly out of our control
8. No member of the ADIT training team can guarantee that you will pass part 3 at any attempt. We will offer you training of a very high standard, but the tests are a contract between yourself and the DSA. It is your responsibility to decide if you are ready to take any test, and the ADIT team accept no responsibility whatsoever for the result of your tests
9. Due to the highly intense nature of the 2 day recovery course, the training ratio will normally be 1 trainer to 2 trainees. If no other trainee is available, we will attempt to supply an additional trainer. If this is not possible, your allocated trainer will provide demonstrations of the skills required
10. Once your training has taken place, no refunds of any description will be offered if you are unsatisfied with any aspect of the training. It is your responsibility to ensure that you inform your allocated trainer within 2 hours of your course commencing that you are unsatisfied and require a refund for any reason. Please note that your ADIT trainer reserves the right to retain your £125 booking and administration fee, which would be deducted from any refund

These courses become heavily subscribed . . . Call now!

*"Hi,
my name is Gail and thanks to Dave Hartley I am an ADI. I had spent a lot of time money and effort in order to pass my part 3. The training I had previously received was very poor and lacking in many areas. I failed my first attempt*

I read an article on the net written by Dave about core competences. I printed it off and showed it to my trainer who laughed and ripped it up!!!! I could not believe it, as the article made a lot of sense to me

So I rang Dave Hartley and I am so glad I did. My life changed, the training and support I have received has been second to none. Dave put me right on all the wrong information I had been given, he has helped me every step of the way to develop new skills and with his constant support I passed my part 3 on the 2nd attempt with a 5/4 . . . "

G. B. DSA ADI (car)



*All you need to do
is call **0845 833
0823** and an ADIT
trainer will call you*